

# WORKING RANGE DIAGRAM and TOTAL RATED LOAD TABLE

• WORKING RANGE DIAGRAM indicates unloaded condition, so does not include boom deflection.

## MC-355HC

For Boom ①, Booms ① + ②

To be used in the standard stroke extension of outriggers.

Working radius (m)	2.0 or less	2.25	2.5	2.7	3.0	3.5	4.0	4.5	5.0	5.53
Rated load for crane main body	2900	2900	2900	2600	2300	1950	1650	1450	1250	1150
Rated load (kg)	2900	2900	2900	2600	2300	1950	1650	1370	1080	900

When extending boom ③, operate according to the performance for booms ① + ② + ③

For Booms ① + ② + ③

To be used in the standard stroke extension of outriggers.

Working radius (m)	2.0 or less	2.7	3.0	3.5	4.0	4.5	5.0	5.5	6.0	7.0	7.73
Rated load for crane main body	2300	2300	2100	1700	1400	1200	1050	950	850	700	650
Rated load (kg)	2300	2300	2100	1700	1400	1200	1050	920	780	590	490

When extending boom ③, from boom ② more than half the length of the mark ③, operate according to the performance for booms ① + ② + ③ + ④

For Booms ① + ② + ③ + ④

To be used in the standard stroke extension of outriggers.

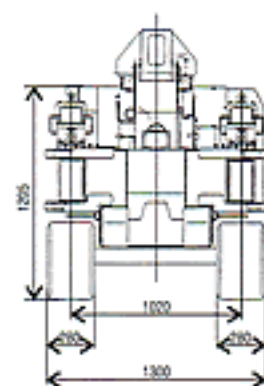
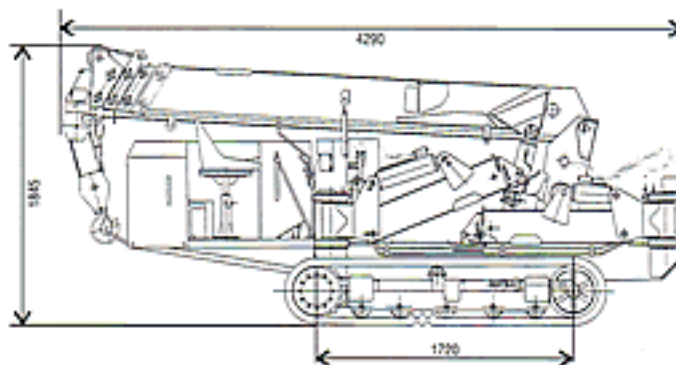
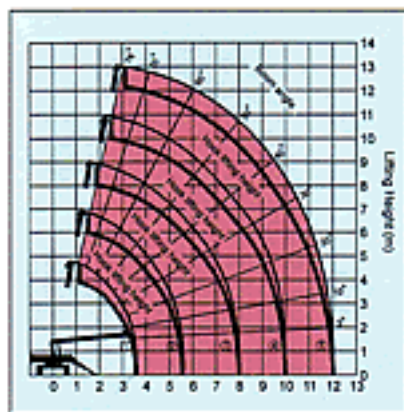
Working radius (m)	4.0 or less	4.5	5.0	5.5	6.0	7.0	8.0	9.0	9.93
Rated load for crane main body	1000	900	800	750	700	600	530	470	450
Rated load (kg)	1000	900	800	750	700	590	480	390	290

When extending boom ⑤, operate according to the performance for boom ⑤ shown in the next table

For Boom ⑤ extension

To be used in the standard stroke extension of outriggers.

Boom angle (°)	70 or more	65	60	50	40	30	20	10	3
Rated load for crane main body	600	500	400	300	250	220	200	200	200
Rated load (kg)	600	500	400	300	250	220	200	200	200



### SPECIFICATIONS

CRANE MODEL	MC-355HC
CRANE CAPACITY	3.0 x 2.4m
MAX. WORKING RADIUS	12.135m
MAX. LIFTING HEIGHT	Approx. 11.8m
TYPE	6 x Ws (26)
WIRE ROPE	φ8 x 73m
No. OF TURNS OF ROPE	4 turns
HOOK SPEED	11.5m / min
BOOM LENGTH	12.335m
BOOM STAGES	4 Booms: Pentagon-type + 1 Boom Hexagonal-type
TELESCOPING TYPE	Sequentially operating two cylinders + simultaneous wire-rope operating + OMS type hydraulic extensions
HYDRAULIC TELESCOPING STROKE	6.61m
TIME FOR EXTENSION	28sec
BOOM ELEVATING METHOD	Direct push type two double-acting cylinders
BOOM ELEVATING ANGLE	3° - 76°
TIME FOR BOOM ELEVATING	13 sec
SLEWING METHOD	Hydraulic motor
SLEWING ANGLE	360° continuous
SLEWING SPEED	2.8rpm
OUTRIGGERS	Two step extension hydraulic cylinder push type

SAFETY DEVICES		Load meter, angle meter, automatic hydraulic lock, (pilot check), overwinding alarm (dry battery type equipped on boom top), hydraulic safety valve
ENGINE	TYPE	Water cooled diesel 37NA 72L UMS (YANMAR)
	OUTPUT	19ps/3000rpm
CRAWLING PERFORMANCE	GRADABILITY	30°
	SPEED	Forward 1.28km/h Reverse 1.28km/h
	DRIVING DEVICE	Hydraulic Motor
	BRAKE ANGLE	22°
	STEERING SYSTEM	RIGHT & LEFT INDEPENDENT CONTROL
	SIDE TURN STABILITY	35°
CRAWLING PRESSURE	CRAWLER	RUBBER CRAWLER
	CRAWLER WIDTH	280mm
	CRAWLER LENGTH	1720mm
	GROUND PRESSURE	31.4Kpa (0.32kg/cm <sup>2</sup> )
HYDRAULIC PUMP	HYDRAULIC PUMP	Dual tandem gear pump
	RELIEF SET PRESSURE	20.6Mpa (210kg/cm <sup>2</sup> ) (for crawling), 19.1Mpa (195kg/cm <sup>2</sup> ) (for crane)
	HYDRAULIC OIL TANK	76L
GROSS WEIGHT		3120kg
TOTAL LENGTH		4290mm
TOTAL WIDTH		1300mm
TOTAL HEIGHT		1845mm
HYDRAULIC OIL TANK		36L